

# **DAIHATSU**

---

# **F300**

[HD-ENGINE]

## **WIRING DIAGRAM**

**WIRING DIAGRAM ..... D-2**

WN88E-D001

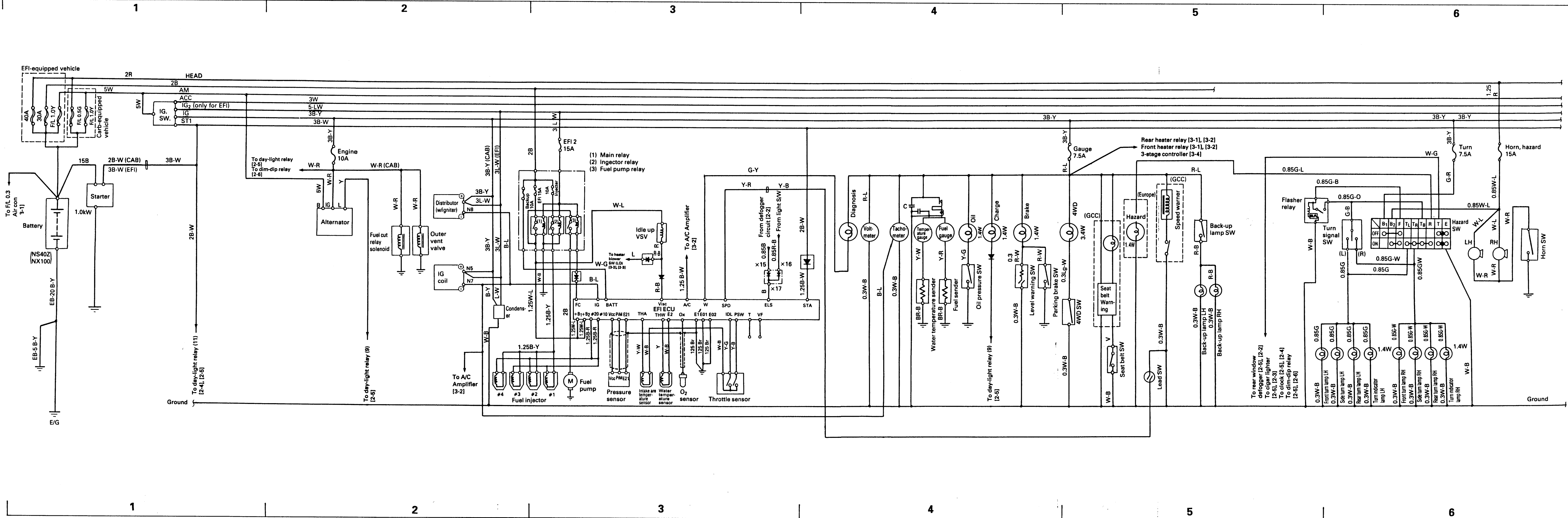
**D**

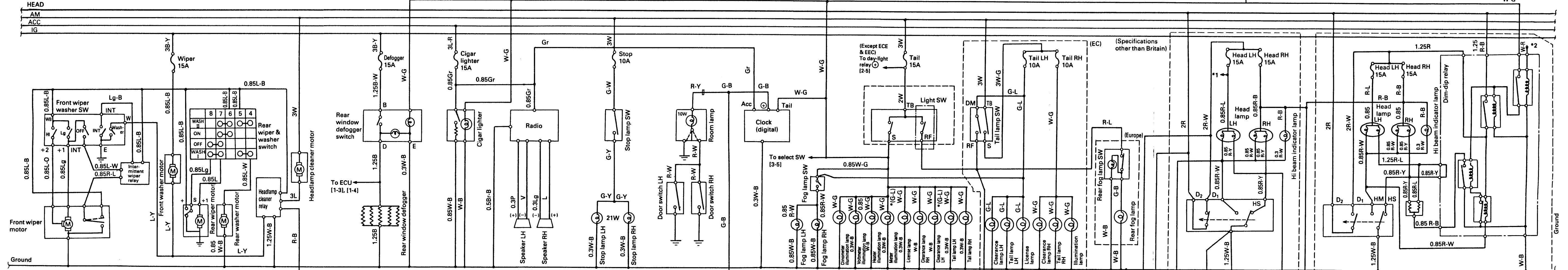
# WIRING DIAGRAM

## WIRING DIAGRAM SYSTEM INDEX

SYSTEMS	LOCATION	SYSTEMS	LOCATION
Air Conditioner	3-1, 3-2	Horn	1-6
Alternator & Regulator	1-2	Ignition Coil	1-2
Back door Magnetic lock	3-1	Ignition Switch	1-1
Back-up lamp	1-5	Illumination Lamp	2-4
Battery	1-1	Meter (Volt, Tacho)	1-4
Cigar Lighter	2-3	Radio	2-3
Clock	2-4	Rear Fog Lamp	2-5
Daylight Relay	2-5	Rear Heater	3-3
Dim-dip Relay	2-6	Rear Window Defogger	2-2
Distributor	1-2	Rear Wiper & Washer	2-1, 2-2
EFI ECU	1-3	Relay & Fuse Block	1-3
Front Heater	3-3	Room Lamp	2-3
Front Wiper & Washer	2-1	Starter	1-1
Fuel Injector	1-3	Stop Lamp	2-3
Fusible link	1-1	Tail & Clearance Lamp	2-4, 2-5
Gauge (Temperature, Fuel)	1-4	Turn Signal Lamp	1-6
Hazard Switch	1-6	Warning & Indicator Lamp	1-4, 1-5
Headlamp	2-5, 2-6	Three-Stage Dampers	3-4, 3-5
Headlamp Cleaner	2-2		

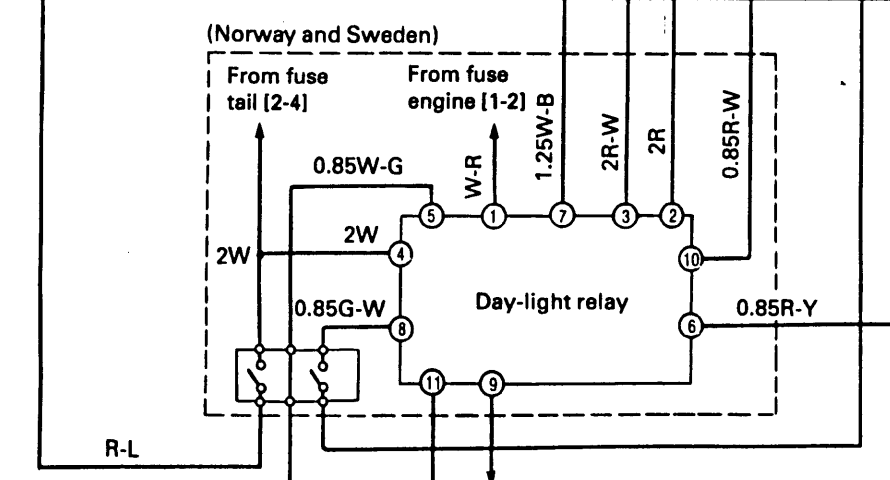
WN88-11025





\*1: To ECU [1-3]  
 ? : From fuse engine [1-2]

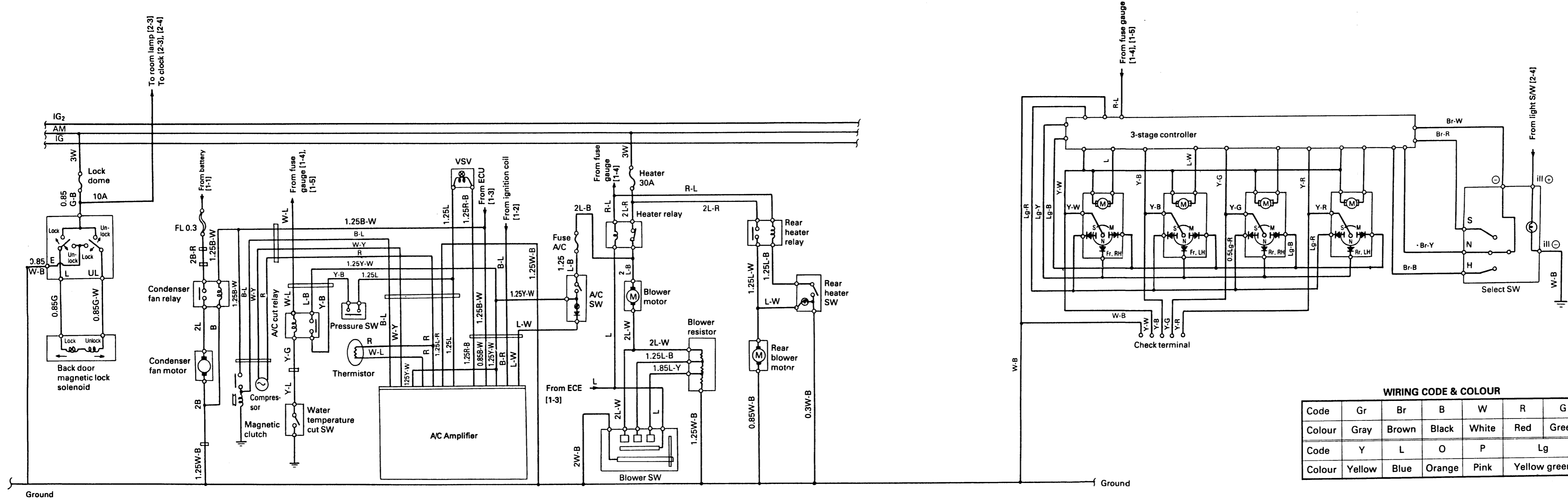
\*On specifications other than EC (Britain day-light specifications), wire color of blower wire differs.



From fuse lock dome [3-1]

From fuse tail [2-4]

From alternator (L) [1-2]  
 From charge lamp [1-4]



**WIRING CODE & COLOUR**

Code	Gr	Br	B	W	R	G
Colour	Gray	Brown	Black	White	Red	Green
Code	Y	L	O	P	Lg	
Colour	Yellow	Blue	Orange	Pink	Yellow green	